



### District Report Card: 2017


<b>State:</b> Himachal Pradesh	<b>District:</b> Chamba
<b>Class:</b> 3	<b>Subject:</b> Mathematics
<b>Schools:</b> 61	<b>Students:</b> 614


### Participation/Coverage


#### Students

<b>GENDER</b> 	Boys		Girls	
	Number	%	Number	%
	275	44.79	339	55.21

<b>AREA</b> 	Rural		Urban	
	Number	%	Number	%
	614	100.00	0	0.00

<b>CATEGORY</b> 	SC		ST		OBC		GEN	
	Number	%	Number	%	Number	%	Number	%
	207	33.71	122	19.87	7	1.14	278	45.28

<b>CWSN</b> 	LD	VI	HI	S&LD	ID	Oth
	0	0	0	0	1	7

<b>Management</b> 	Government		Government-aided	
	Number	%	Number	%
	614	100.00	0	0.00

### Average Performance of Students in Mathematics (%)

Overall	Gender		Area		Management		Social Group			
	Male	Female	Rural	Urban	Govt.	Aided	SC	ST	OBC	GEN
57.97	57.89	58.03	57.97	0.00	57.97	0.00	58.55	58.80	53.33	57.29

## Performance on Learning Outcomes (LOs)

Learning Outcomes	Description	Average Performance(%)
M301	Reads and writes numbers up to 999 using place value	54.80
M302	Compares numbers up to 999 based on their place values	79.97
M303	Solves simple daily life problems using addition and subtraction of three digit numbers with and without regrouping	52.81
M304	Constructs and uses the multiplication facts (up till 10) in daily life situations	58.31
M305	Analyses and applies an appropriate number operation in the situation/ context	51.14
M306	Explains the meaning of division facts by equal grouping/sharing and finds it by repeated subtraction	55.05
M309	Identifies and makes 2D-shapes by paper folding, paper cutting on the dot grid, using straight lines etc.	71.49
M311	Fills a given region leaving no gaps using a tile of a given shape	41.39
M312	Estimates and measures length and distance using standard units like centimeters or meters & identifies relationships	36.54
M317	Reads the time correctly to the hour using a clock/watch	69.06
M318	Extends patterns in simple shapes and numbers	47.90
M319	Records data using tally marks, represents pictorially and draws conclusions	68.89

Range of Performance of Students who Answered Correctly							
Below 30%		30% - 50%		50% - 75%		Above 75%	
Number	%	Number	%	Number	%	Number	%
85	13.84	130	21.17	255	41.53	144	23.45

## Lowest Performing Learning Outcomes (LOs)

- 1 - Estimates and measures length and distance using standard units like centimeters or meters & identifies relationships (36.54)
- 2 - Fills a given region leaving no gaps using a tile of a given shape (41.39)
- 3 - Extends patterns in simple shapes and numbers (47.90)
- 4 - Analyses and applies an appropriate number operation in the situation/ context (51.14)
- 5 - Solves simple daily life problems using addition and subtraction of three digit numbers with and without regrouping (52.81)